

MIDAS - Patrimonial Fund A - Acc

Monthly summary report | as at 31 January 2019



Investment Objective

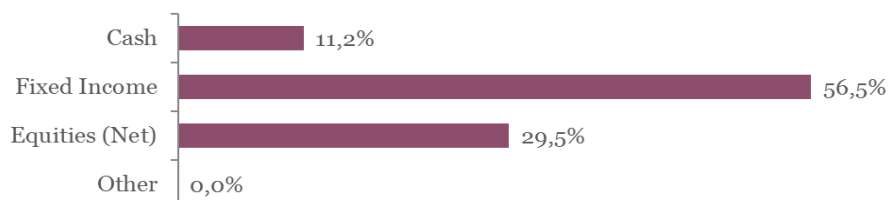
The fund seeks to achieve capital appreciation over the medium to long-term by investing in a diversified portfolio of primarily fixed income and equity securities (or related instruments). The fund will at all times be at least 50% invested in bonds while the remaining will be invested according to market opportunities. The fund may also be indirectly invested in commodities (including precious metals) and related thematic plays.

Latest Update	Performance	1M	YTD	2018	2017	2016	3Y	5Y	
NAV per share	122,26	Midas Patrimonial	2,37%	2,37%	-4,45%	5,03%	1,86%	7,62%	17,10%
2019 year-to-date return as at 31 January 2019	2,37%								

Fund key facts

Inception date *	31 May 2013
ISIN code	LU0927887843
Asset class	Diversified
Total fund assets	€ 310 million
Base currency	EUR
Legal status	Luxembourg UCITS
Management Fee	1,25%
Custodian	Crédit Suisse Lux
Liquidity	Daily
Settlement Date	Trade Date + 2 Days

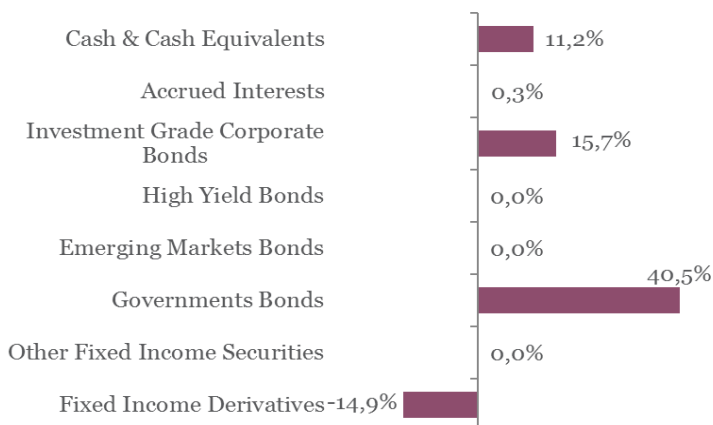
Asset Allocation



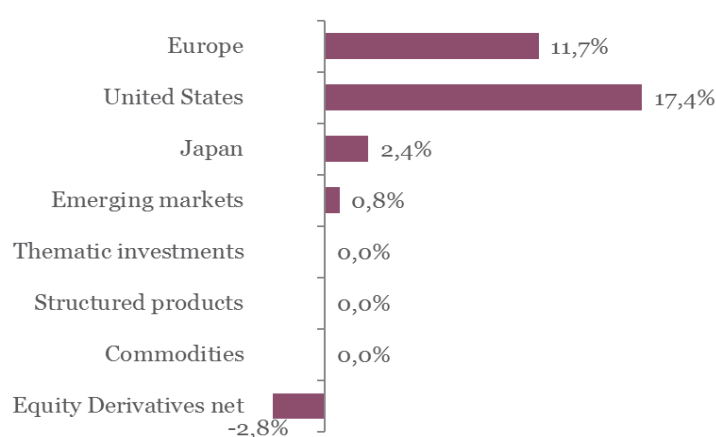
Currencies

Exposure	USD	GBP	JPY	CHF	Other
	18,2%	1,3%	5,7%	1,0%	0,0%

Fixed income asset allocation



Equity and other securities asset allocation

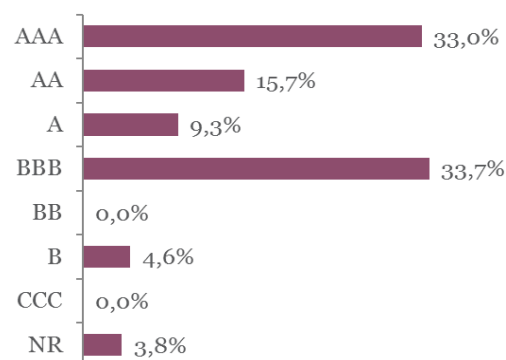


MIDAS - Patrimonial Fund A - Acc

Monthly summary report | as at 31 January 2019

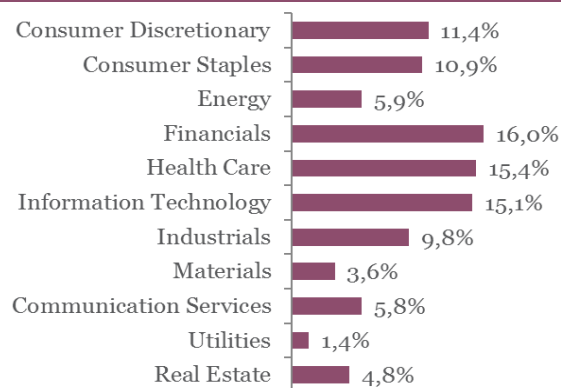
Top 10 fixed income holdings	YTM	Rating	Weight
DEUTSCHLAND REP : DBR 0 1/2 08/15/27	0,0%	AAA	5,4%
NETHERLANDS GOVT : NETHER 0 3/4 07	0,3%	AAA	3,4%
BOTS : BOTS 0 05/31/19	-0,1%	BBB	3,2%
EUROPEAN INVT BK : EIB 0 3/8 07/16/25	0,2%	AAA	2,6%
AGENCE FRANCAISE : AGFRNC 0 1/8 11/11	0,1%	AA	2,6%
HELLENIC T-BILL : GTB 0 04/05/19	0,7%	B	2,6%
BTPS : BTPS 2 02/01/28	2,6%	BBB	2,3%
DEUTSCHLAND REP : DBR 1 1/4 08/15/48	0,8%	AAA	2,0%
ALLIANDER : ALLRNV 0 7/8 04/22/26	0,6%	AA-	2,0%
SPANISH GOV'T : SPGB 1.6 04/30/25	0,6%	BBB+	1,8%

Fixed income rating breakdown



Top 10 equity holdings	Sector	Weight
VISA INC	Information Technolog	0,8%
MICROSOFT CORP	Information Technolog	0,8%
ALIBABA GROUP HOLDING-SP ADR	Consumer Discretionar	0,8%
JOHNSON & JOHNSON	Health Care	0,8%
MEDTRONIC PLC	Health Care	0,7%
FREY	Real Estate	0,7%
PEPSICO INC	Consumer Staples	0,7%
APPLE INC	Information Technolog	0,7%
ALPHABET INC-CL A	Communication Service	0,7%
SAFRAN SA	Industrials	0,7%

Equity sector breakdown



Top 5 funds and other holdings

Amundi Japan TOPIX ETF	2,4%
------------------------	------

MIDAS - Patrimonial Fund A - Acc

Monthly summary report | as at 31 January 2019

Market Review

After a painful end of the year and despite early frights following Apple's negative comments, we witnessed a strong equity rally in January.

Markets recovered with the prospect of a normalization of Sino-US relations, some "accommodating" FED remarks and China announcing measures to revive its economy. In addition, the earnings season seems to be taken rather positively: with very muted, sometimes even bullish reactions, even in cases where companies did not meet estimates. It seems some negative news had already been priced in with the market's dive in late 2018.

The biggest mover in January was indisputably US oil price which was up more than 18%, powering through a steady flow of weak economic data from China, the world's second biggest oil consumer. Oil price has been boosted by OPEC-led production cuts aimed at draining oversupply and U.S. sanctions on Venezuela, which threaten to disrupt global trade flows.

Equities were up around the globe with Emerging stocks and US markets at the forefront with 8.7% and 7.9% respectively in January amid hope around trade talks while European markets underperformed, "only" rising 6.2%.

Alongside the return of risk appetite, corporate bonds, and especially High Yield bonds, also performed well (Bloomberg Barclays IG index +1.09% and HY index +2.14%).

Government bond yields dropped as the Global economic slowdown materialised, bringing the German 10Y yield down to its lowest level since 2016 (-9 bps to 0.15%). At the same time, the longer end of the yield curve flattened sharply (German 2-30Y -18 bps).

Portfolio Performance

The fund has gained 2.37% during the month, benefiting from all the three buckets: equities, bonds and currencies. Equities were the main contributor to the performance, driven by strong rebound of the US and of Emerging equities (especially Alibaba). We seized the opportunity to sell the rebound and to take some profits off the table during the month.

The fixed income exposure performed well, and we continue to keep a high duration profile. Given the deteriorating macroeconomic outlook we have maintained our cautious exposure to risky assets with 29% equities.

Market Outlook

January's rally helped investors cheer up after depressed December levels with an unexpected strong start. However the conviction was still missing and towards the end, the euphoria started to fade. Yet, the fundamental picture hasn't changed much, even worsened with advanced indicators warning that economic activity should moderate, impacting companies. Despite the possibility of a Sino-US deal, we do not rule out a "buy the rumour, sell the fact" reaction. Hence, we maintain a cautious positioning.

This newsletter does not constitute an offer to sell or the solicitation of an offer to purchase any security or investment product. Information herein is believed to be reliable but Midas Wealth Management does not warrant its completeness or accuracy. The opinions expressed within are entirely those of Midas Wealth Management and do not constitute an offer of investment advice. Past performance will not necessarily be repeated and is not indicative of future results. The investments discussed may fluctuate in price or value and you may not get back the amount invested. The indices shown are presented only to allow for comparison of the Midas Wealth Management funds' performance to that of certain widely recognised indices. The volatility of the indices may be materially different from the individual performance attained by a specific fund or investor. In addition, the Midas Wealth Management fund holdings may differ significantly from the securities that comprise the indices shown. Investors cannot invest directly in an index. Performance figures reflect the reinvestment of all dividends and earnings, as well as investment management, administration and performance fees. A description of the specific fee structure and risks of investing for each Midas Wealth Management fund is contained in the fund's prospectus. No part of this document may be reproduced in any manner without the prior written permission of Midas Wealth Management.

The LuxFLAG ESG Label is valid for the period ending on 31/12/2019. Investors must not rely on LuxFLAG or the LuxFLAG Label with regard to investor protection issues and LuxFLAG cannot incur any liability related to financial performance or default of this fund.

* Performance has been calculated since inception on the 31st of May 2013 of Expert Investor Sicav Midas Global Balanced Fund which merged into Midas Sicav Patrimonial Fund on the 1st of August 2016.