

# MIDAS - Patrimonial Fund A - Acc

Monthly summary report | as at 28 February 2017

## Investment Objective

The fund seeks to achieve capital appreciation over the medium to long-term by investing in a diversified portfolio of primarily fixed income and equity securities (or related instruments). The fund will at all times be at least 50% invested in bonds while the remaining will be invested according to market opportunities. The fund may also be indirectly invested in commodities (including precious metals) and related thematic plays.

## Latest Update

|   |        |
|---|--------|
| NAV per share                                   | 121.65 |
| 2017 year-to-date return as at 28 February 2017 | 2.23%  |

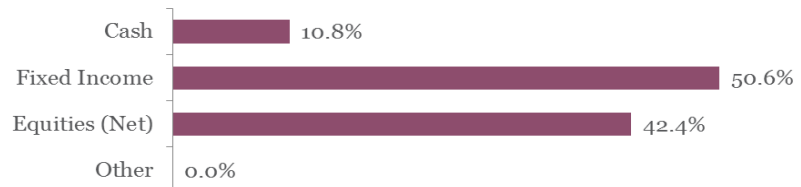
## Performance

|                   | 1M    | YTD   | 2016  | 2015  | 2014  | 3Y     | 5Y |
|-------------------|-------|-------|-------|-------|-------|--------|----|
| Midas Patrimonial | 2.46% | 2.23% | 1.86% | 2.31% | 9.17% | 14.19% |    |

## Fund key facts

|                   |                     |
|-------------------|---------------------|
| Inception date *  | 31 May 2013         |
| ISIN code         | LU0927887843        |
| Asset class       | Diversified         |
| Total fund assets | € 365 million       |
| Base currency     | EUR                 |
| Legal status      | Luxembourg UCITS    |
| Management Fee    | 1.25%               |
| Custodian         | Crédit Suisse Lux   |
| Liquidity         | Daily               |
| Settlement Date   | Trade Date + 2 Days |

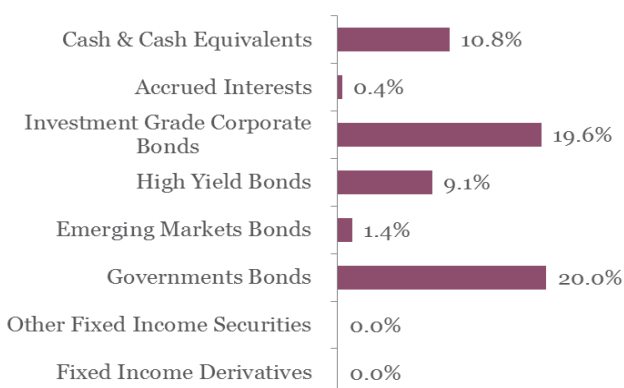
## Asset Allocation



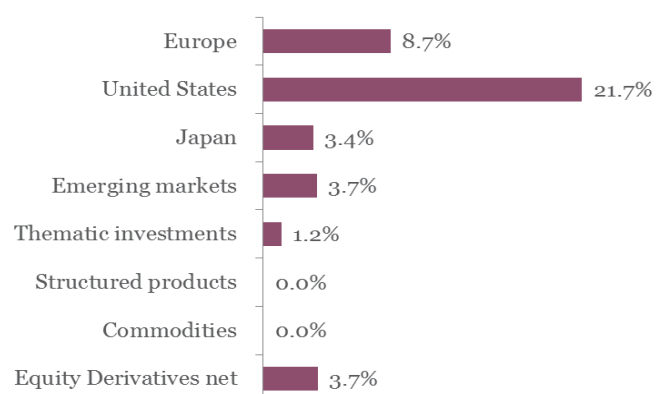
## Currencies

|          | USD   | JPY  | GBP  | CAD  | Other |
|----------|-------|------|------|------|-------|
| Exposure | 30.3% | 3.0% | 3.1% | 1.5% | 1.2%  |

## Fixed income asset allocation



## Equity and other securities asset allocation

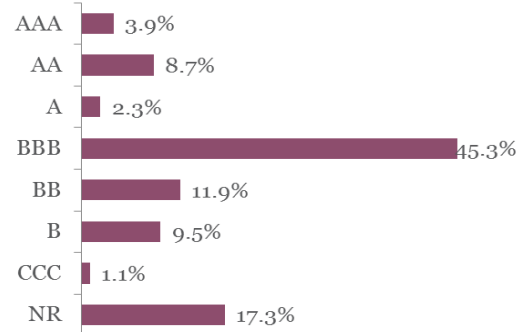


# MIDAS - Patrimonial Fund A - Acc

Monthly summary report | as at 28 February 2017

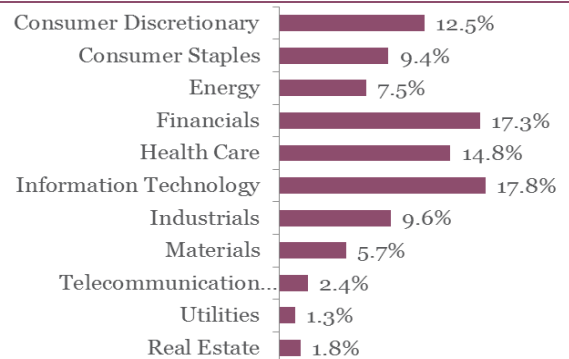
| Top 10 fixed income holdings         | YTM  | Rating | Weight |
|--------------------------------------|------|--------|--------|
| SPANISH GOV'T : SPGB 0 3/4 07/30/21  | 0.2% | BBB+   | 7.8%   |
| FRANCE O.A.T. : FRTR 0 1/4 11/25/26  | 0.9% | AA     | 4.4%   |
| BTPS : BTPS 1 1/4 12/01/26           | 2.1% | BBB-   | 4.3%   |
| LUXEMBOURG GOVT : LGB 0 5/8 02/01/27 | 0.5% | AAA    | 1.4%   |
| GAZPROMBANK : GPBRU 3.984 10/30/18   | 1.2% | BB+    | 1.1%   |
| AMPLIFON SPA : AMPIM 4 7/8 07/16/18  | 0.4% | NR     | 0.9%   |
| ATOS : ATOFP 2 3/8 07/02/20          | 0.5% | NR     | 0.9%   |
| AP MOLLER : MAERSK 1 3/4 03/18/21    | 0.6% | BBB    | 0.9%   |
| SPAIN I/L BOND : SPGBEI 0.3 11/30/21 | 1.1% | BBB+   | 0.9%   |
| HOCHTIEF AG : HOTGR 2 5/8 05/28/19   | 0.7% | NR     | 0.9%   |

## Fixed income rating breakdown



| Top 10 equity holdings    | Sector                 | Weight |
|---------------------------|------------------------|--------|
| BANK OF AMERICA CORP      | Financials             | 1.0%   |
| WELLS FARGO & CO          | Financials             | 0.8%   |
| JPMORGAN CHASE & CO       | Financials             | 0.7%   |
| PEPSICO INC               | Consumer Staples       | 0.7%   |
| PROCTER & GAMBLE          | Consumer Staples       | 0.7%   |
| RAYTHEON COMPANY          | Industrials            | 0.6%   |
| ALPHABET INC-CL A         | Information Technology | 0.6%   |
| CHECK POINT SOFTWARE TECH | Information Technology | 0.6%   |
| NXP SEMICONDUCTORS NV     | Information Technology | 0.6%   |
| LYONDELLBASELL INDU-CL A  | Materials              | 0.6%   |

## Equity sector breakdown



## Top 5 funds and other holdings

|  |      |
|--|------|
| Amundi ETF TOPIX EUR Hedged Daily          | 3.4% |
| Nordea Stable Emerging Markets Equity Fund | 2.1% |
| Robeco US Select Opportunities Equities    | 2.1% |
| Codeis Securities USD                      | 1.8% |
| iShares MSCI Emerging Markets              | 1.5% |

Midas Wealth Management S.A. 26A, Boulevard Royal L-2449 Luxembourg  
 Tel +352 2629 4641 Fax +352 2629 4640 www.midas-wealth-management.com

## Market Review

---

A wind of optimism kept blowing on the markets on the back of strong economic data both in the USA and in the Eurozone. Market's performance was built on both good macro and micro releases as companies published overall positive results, showing an increase in corporate benefits on both sides of the Atlantic that beat (already raised) expectations. February ended with Donald Trump's first speech in front of joint Congress, but he did not give any precisions on his future fiscal policy. His intervention was overshadowed the same day as some remarks made by two members of the Fed promptly let financial markets anticipate a rate hike in March. The latter did not materially impact the German Bund which ended February at 20bp as French election risks pushed investors towards safer sovereign paper. Spreads between German and French government bonds maintained elevated levels. European corporate credit risk premiums came down again as shown by the X-over index that ended the month at 292bp.

Equity markets rallied during the month as the S&P500 index rose 3,72%, while the STOXX Europe 600 index rose 2,81% and MSCI emerging market index added another 2,99%. In the major emerging markets, the stabilization picture remains intact overall, with China's business survey pointing to solid growth, thus indicating that the momentum seen at the end of last year has continued in early 2017.

In the currencies market, the increasing likelihood of a new rate hike in March coupled with European political risks pushed the USD up (+2.1% against the Euro).

## Portfolio Performance

---

The fund has gained 2,46% in February. The main contributor to this performance was its equity exposure. The Fund equally benefited from active duration management where some government bond arbitrages have contributed positively. The strong USD also added to performance.

During the month, we have slightly reduced our equity exposure through the sale of some US stocks as the market is becoming increasingly toppish. In the Fixed income part we have canceled our short position on the Bund as political jitters in Europe pushed investors to safer bonds.

## Market Outlook

---

Global economic momentum remains robust, as indicated by a further increase in output and new orders in the global manufacturing sector. The reacceleration of global economic activity over the past few months has been very impressive and we expect overall growth to remain robust in coming months as supportive factors such as stable commodity prices and still loose monetary policy in many important economies are still in place. Therefore we maintain our equity exposure at a relatively high level, while we continue to favor corporate over sovereign bonds and avoid long dated bonds.

---

This newsletter does not constitute an offer to sell or the solicitation of an offer to purchase any security or investment product. Information herein is believed to be reliable but Midas Wealth Management does not warrant its completeness or accuracy. The opinions expressed within are entirely those of Midas Wealth Management and do not constitute an offer of investment advice. Past performance will not necessarily be repeated and is not indicative of future results. The investments discussed may fluctuate in price or value and you may not get back the amount invested. The indices shown are presented only to allow for comparison of the Midas Wealth Management funds' performance to that of certain widely recognised indices. The volatility of the indices may be materially different from the individual performance attained by a specific fund or investor. In addition, the Midas Wealth Management fund holdings may differ significantly from the securities that comprise the indices shown. Investors cannot invest directly in an index. Performance figures reflect the reinvestment of all dividends and earnings, as well as investment management, administration and performance fees. A description of the specific fee structure and risks of investing for each Midas Wealth Management fund is contained in the fund's prospectus. No part of this document may be reproduced in any manner without the prior written permission of Midas Wealth Management.

\* Performance has been calculated since inception on the 31st of May 2013 of Expert Investor Sicav Midas Global Balanced Fund which merged into Midas Sicav Patrimonial Fund on the 1st of August 2016.